



## MCX603-V Installation with optional screw/spring assemblies – (part # MCX603-VSR2)

Remove the motherboard from the chassis, and remove the stock retention frames to expose the mounting holes.

Install the standoffs through the holes, using fiber washers and locknuts as shown in figure 2

Tighten the standoffs as shown figure 1, using a 1/4" socket tool to drive the standoff, and a small pair of pliers to prevent the locknut from spinning. Torque value should not to exceed 16 in. lbs. In other words just tight, without excessive torque, otherwise the standoff stem may snap.



Figure 1

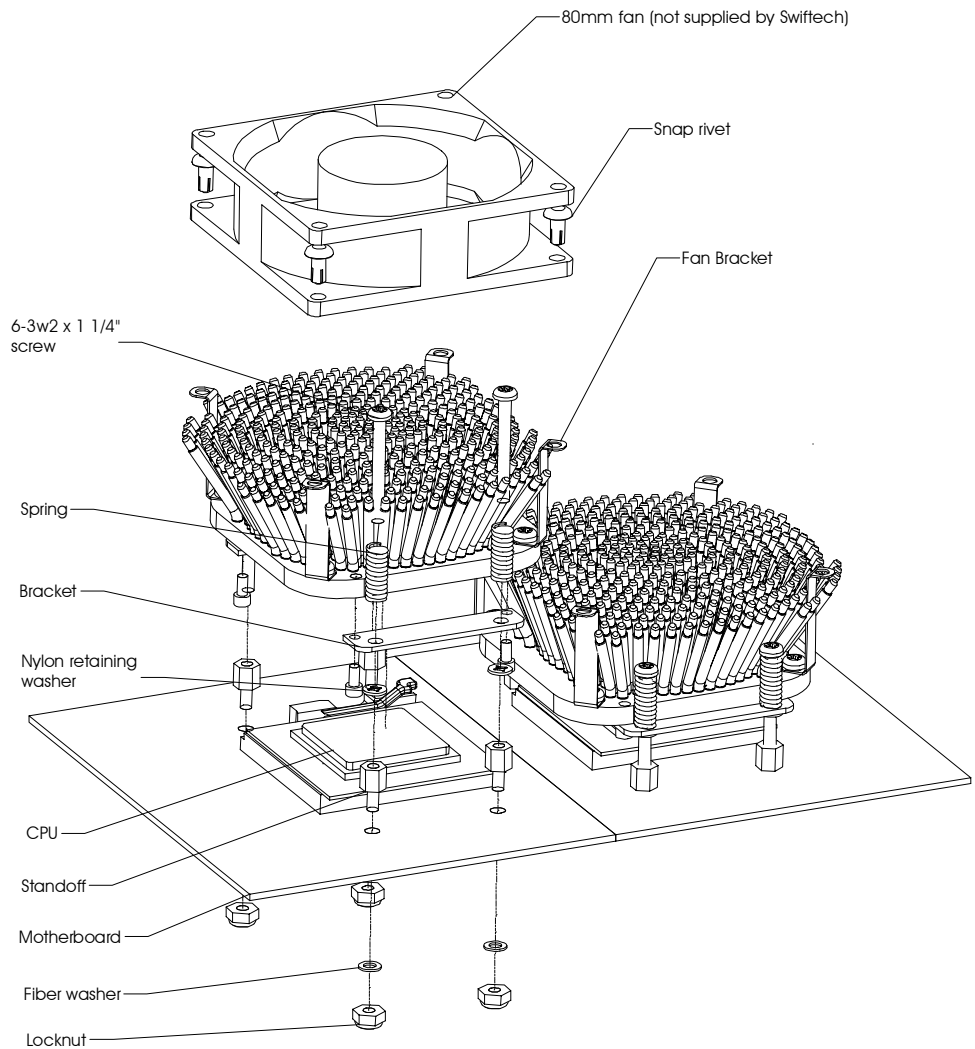


Figure 2

Tighten the spring-loaded screws in a crisscross pattern until the screws bottom out into the standoff. Once there, do not attempt to lock the screws any further, or they will jam into the standoff, and could prove difficult to remove if you ever need to uninstall the heatsink. **Installation is now complete.**

**Technical note: On the initial series of MCX603-V manufactured between 10/20/03 and 12/31/03, installation of the optional MCX603-VSR2 screw/spring assemblies requires removal of the 3 pins overhanging each spring (12 pins total). This does not affect the performance of the heatsink in any measurable way. For removal, simply bend the pins further away from the heatsink center, and they will break right off at the stem. See also figure 3 page 2.**




Figure 3

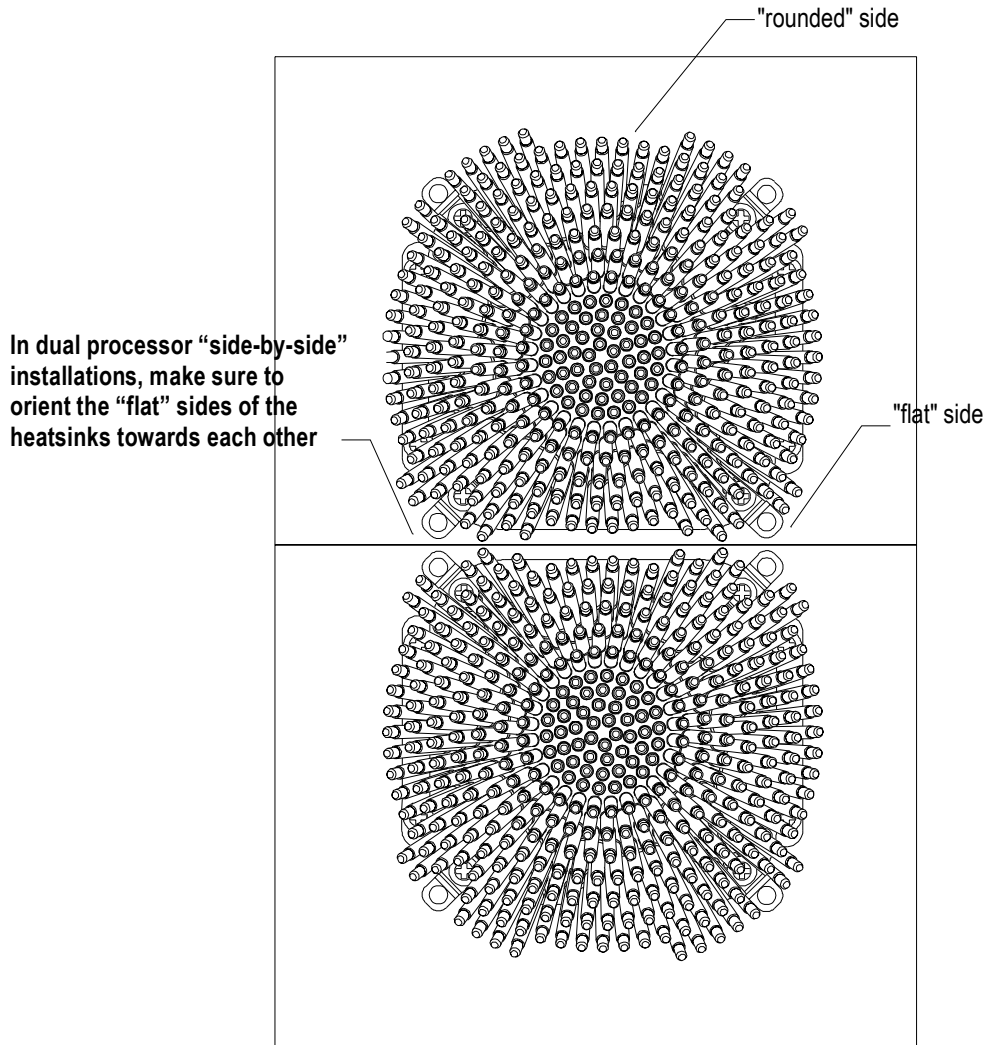


Figure 4

**IMPORTANT DISCLOSURES:** While all efforts have been made to provide the most comprehensive tutorial possible, Swiftech assumes no liability expressed or implied for any damage(s) occurring to your components as a result of using Swiftech cooling products, either due to mistake or omission on our part in the above instructions, or due to failure or defect in the Swiftech cooling products.

**WARRANTY :** Our products are guaranteed for 12 months from the date of delivery to the final user against defects in materials or workmanship. During this period, they will be repaired or have parts replaced provided that: (I) the product is returned to the agent from which it was purchased; (II) the product has been purchased by the end user and not used for hire purposes; (III) the product has not been **misused**, handled carelessly, or other than in accordance with any instructions provided with respect to its use. This guarantee does not confer rights other than those expressly set out above and does not cover any claims for consequential loss or damage. This guarantee is offered as an extra benefit and does not affect your statutory rights as a consumer.